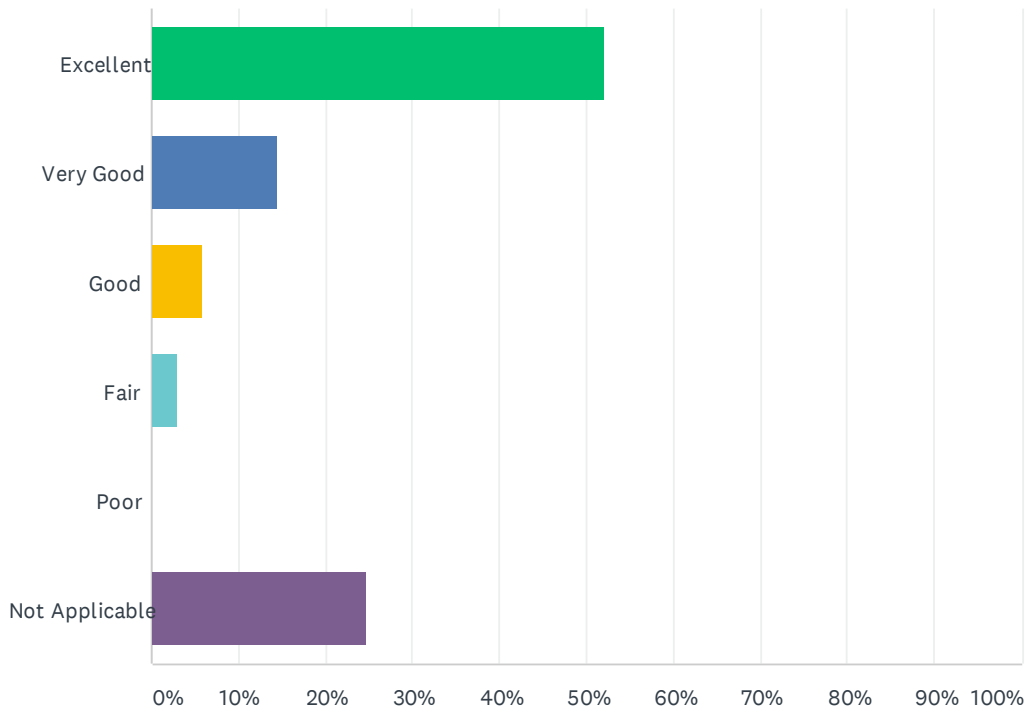


### Q1 SLS sponsored Liaison Meetings, overall, I would rate the helpfulness as:

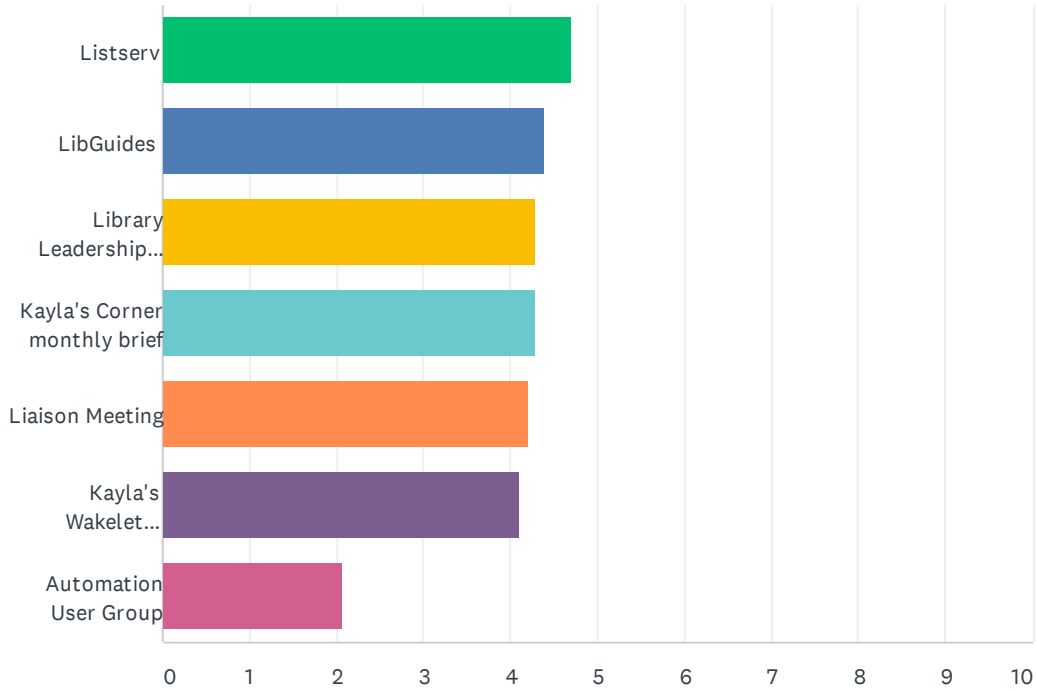
Answered: 69 Skipped: 0



ANSWER CHOICES	RESPONSES	
Excellent	52.17%	36
Very Good	14.49%	10
Good	5.80%	4
Fair	2.90%	2
Poor	0.00%	0
Not Applicable	24.64%	17
<b>TOTAL</b>		<b>69</b>

### Q2 Please rank the importance/value of the following email communication sent from SLS - to rank each one {1-7} you may drag each to desired level or use the pull-downs:

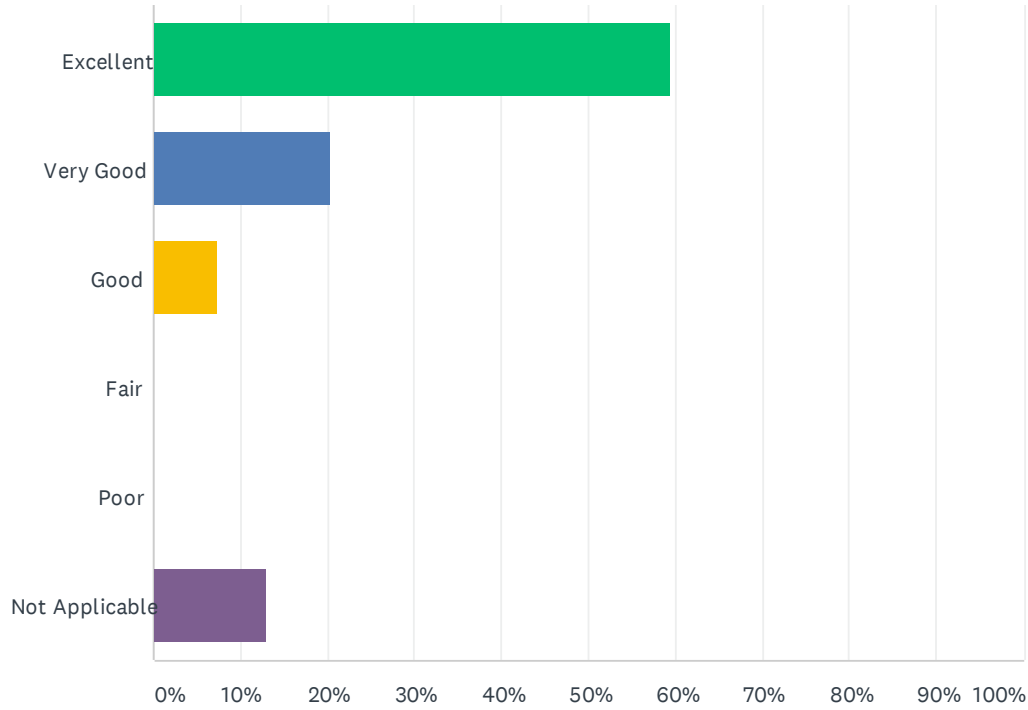
Answered: 69 Skipped: 0



	1	2	3	4	5	6	7	TOTAL	SCORE
Listserv	20.29% 14	18.84% 13	14.49% 10	21.74% 15	10.14% 7	10.14% 7	4.35% 3	69	4.70
LibGuides	17.39% 12	14.49% 10	13.04% 9	18.84% 13	23.19% 16	7.25% 5	5.80% 4	69	4.39
Library Leadership Academy	18.84% 13	15.94% 11	14.49% 10	7.25% 5	15.94% 11	23.19% 16	4.35% 3	69	4.28
Kayla's Corner monthly brief	4.35% 3	15.94% 11	30.43% 21	20.29% 14	11.59% 8	15.94% 11	1.45% 1	69	4.28
Liaison Meeting	23.19% 16	15.94% 11	4.35% 3	8.70% 6	18.84% 13	20.29% 14	8.70% 6	69	4.20
Kayla's Wakelet collections	11.59% 8	13.04% 9	17.39% 12	18.84% 13	17.39% 12	13.04% 9	8.70% 6	69	4.09
Automation User Group	4.35% 3	5.80% 4	5.80% 4	4.35% 3	2.90% 2	10.14% 7	66.67% 46	69	2.07

Q3 SLS sponsored Library Leadership Academy Zoom workshops and recordings which can be found here, overall, I would rate the helpfulness as:

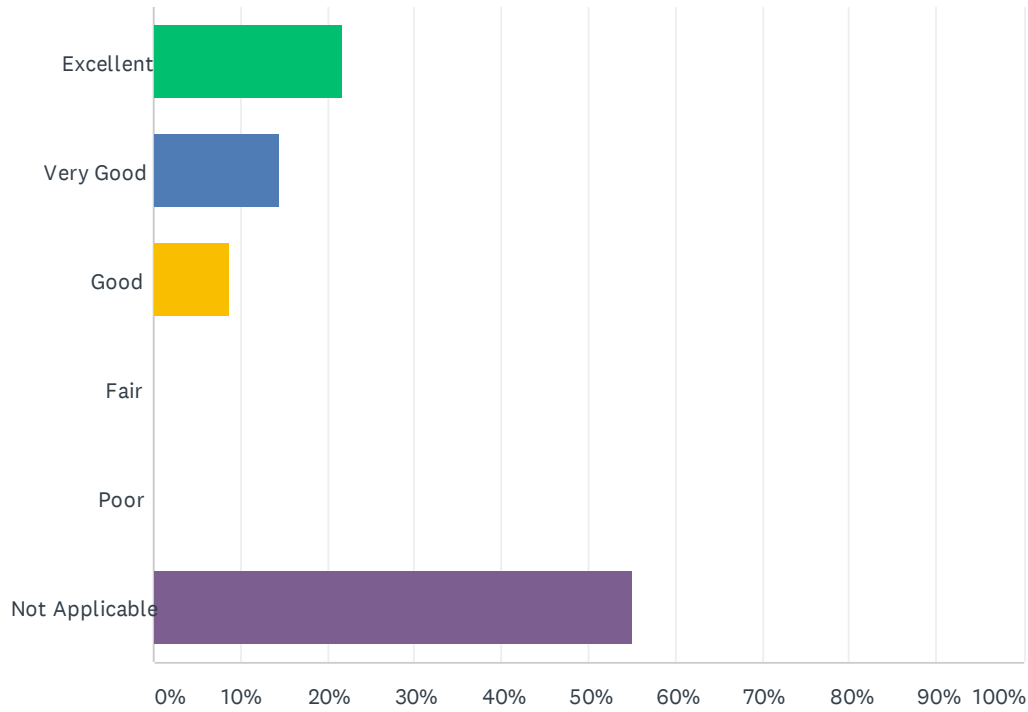
Answered: 69 Skipped: 0



ANSWER CHOICES	RESPONSES	
Excellent	59.42%	41
Very Good	20.29%	14
Good	7.25%	5
Fair	0.00%	0
Poor	0.00%	0
Not Applicable	13.04%	9
<b>TOTAL</b>		<b>69</b>

Q4 Overall, I would rate the helpfulness of the Long Island School Library Systems Regional Institute (November 3, 2020) as:

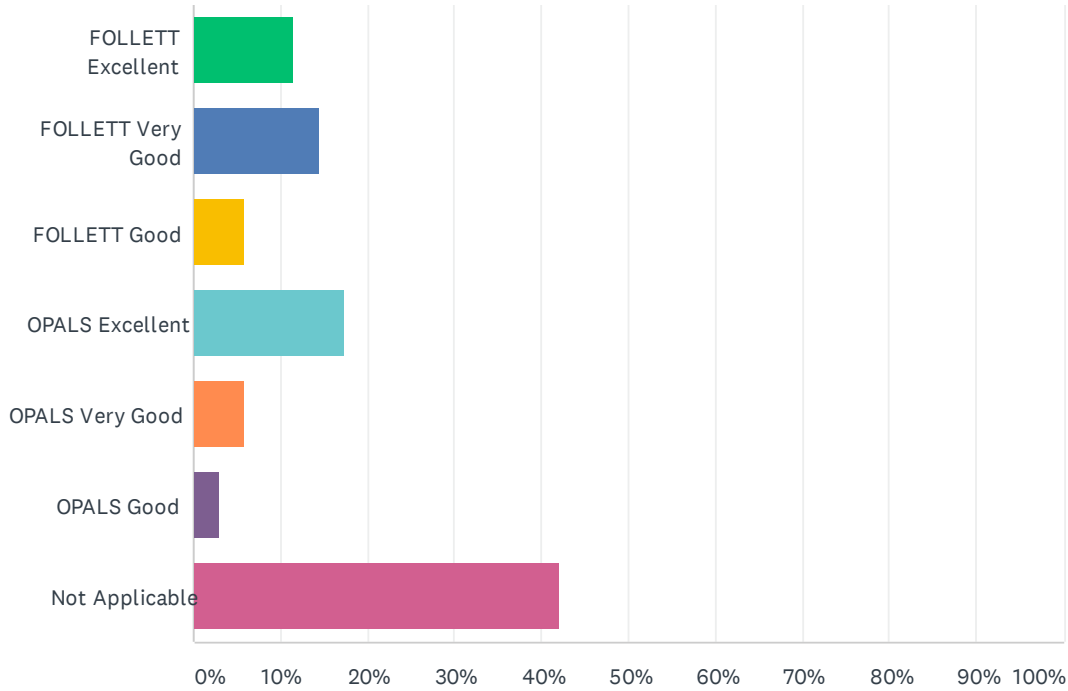
Answered: 69 Skipped: 0



ANSWER CHOICES	RESPONSES	
Excellent	21.74%	15
Very Good	14.49%	10
Good	8.70%	6
Fair	0.00%	0
Poor	0.00%	0
Not Applicable	55.07%	38
<b>TOTAL</b>		<b>69</b>

Q5 SLS sponsored Library Automation User Groups, overall, I would rate the helpfulness as:

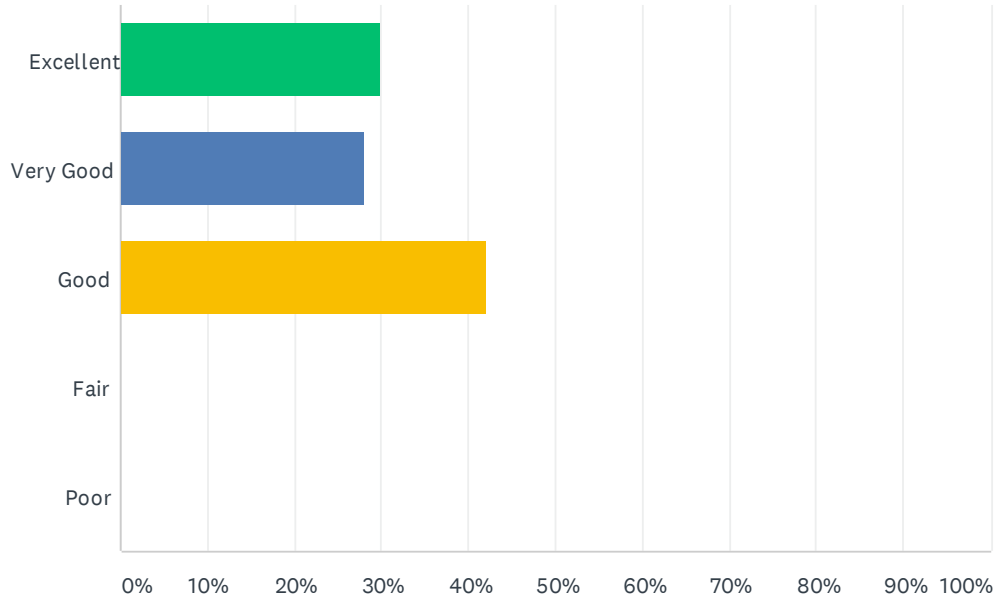
Answered: 69 Skipped: 0



ANSWER CHOICES	RESPONSES
FOLLETT Excellent	11.59% 8
FOLLETT Very Good	14.49% 10
FOLLETT Good	5.80% 4
OPALS Excellent	17.39% 12
OPALS Very Good	5.80% 4
OPALS Good	2.90% 2
Not Applicable	42.03% 29
<b>TOTAL</b>	<b>69</b>

**Q6 In general, what is your level of satisfaction with the the AV2 Book collection found on the Elementary VRC or World Language Collection?**

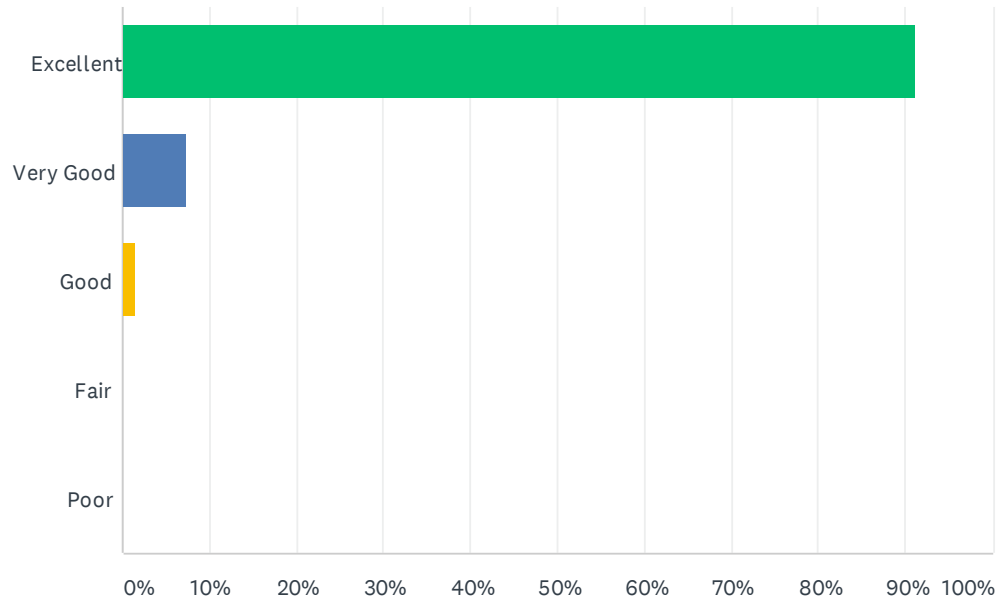
Answered: 50 Skipped: 19



ANSWER CHOICES	RESPONSES	
Excellent	30.00%	15
Very Good	28.00%	14
Good	42.00%	21
Fair	0.00%	0
Poor	0.00%	0
<b>TOTAL</b>		<b>50</b>

### Q7 In general, what is your level of satisfaction with the office staff at School Library System?

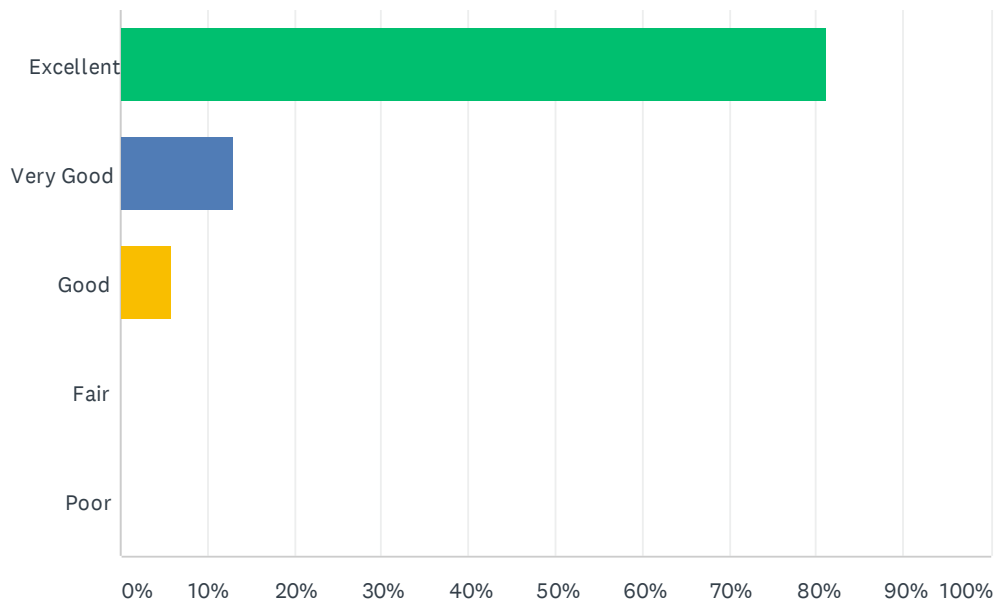
Answered: 69 Skipped: 0



ANSWER CHOICES	RESPONSES	
Excellent	91.30%	63
Very Good	7.25%	5
Good	1.45%	1
Fair	0.00%	0
Poor	0.00%	0
<b>TOTAL</b>		<b>69</b>

**Q8 In general, what is your level of satisfaction with the new School Librarian/Teacher Integration Specialist position for the School Library System?**

Answered: 69 Skipped: 0



ANSWER CHOICES	RESPONSES	
Excellent	81.16%	56
Very Good	13.04%	9
Good	5.80%	4
Fair	0.00%	0
Poor	0.00%	0
TOTAL		69

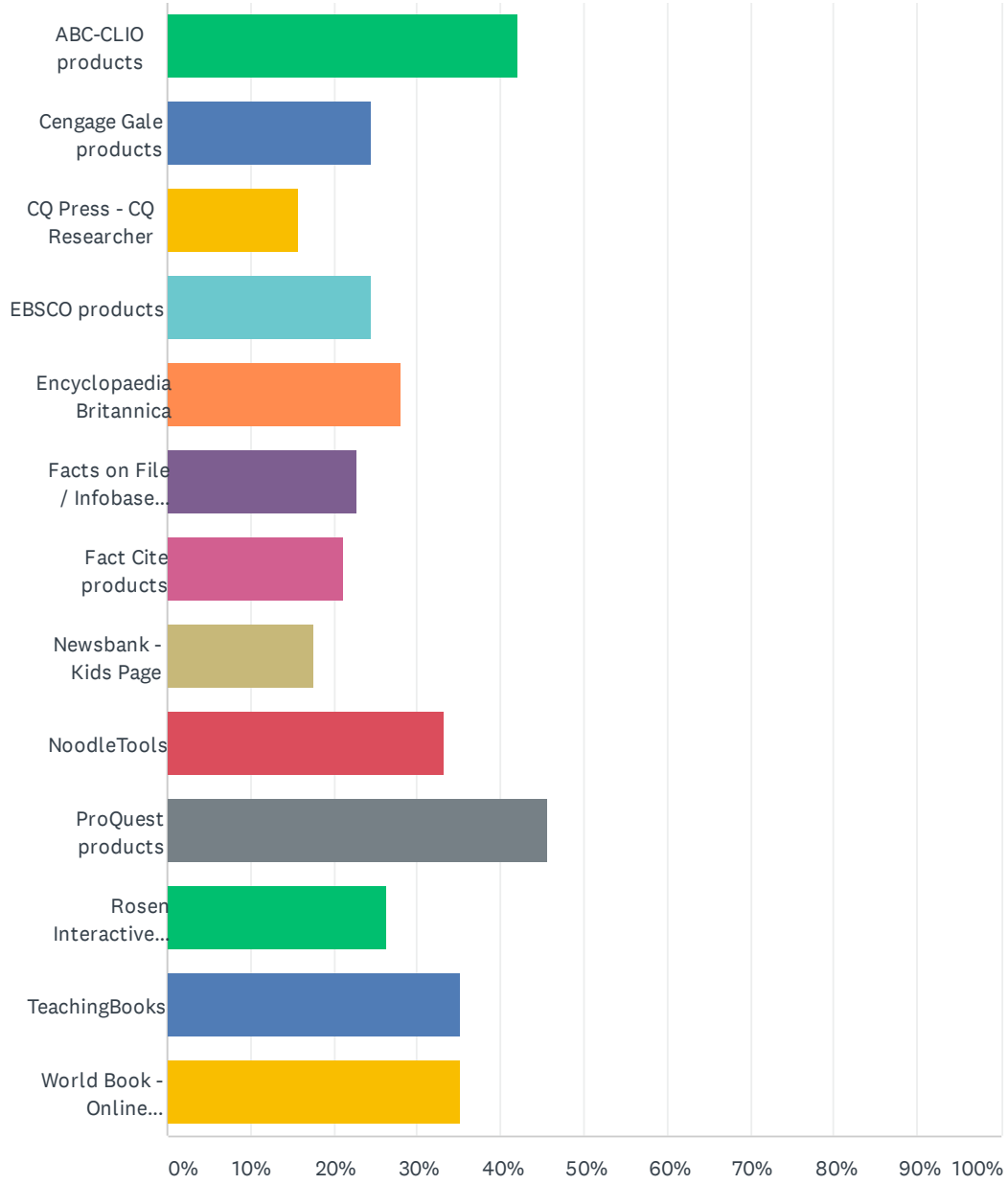
**Q9 In planning for 2021-2022, could you suggest specific topic ideas that we can use to set up our Library Leadership Academies?**

Answered: 69 Skipped: 0

**Q10 Where would you like SLS to focus on this coming school year with Virtual Reference Collection training sessions? Please check all that apply.**

Answered: 57 Skipped: 12





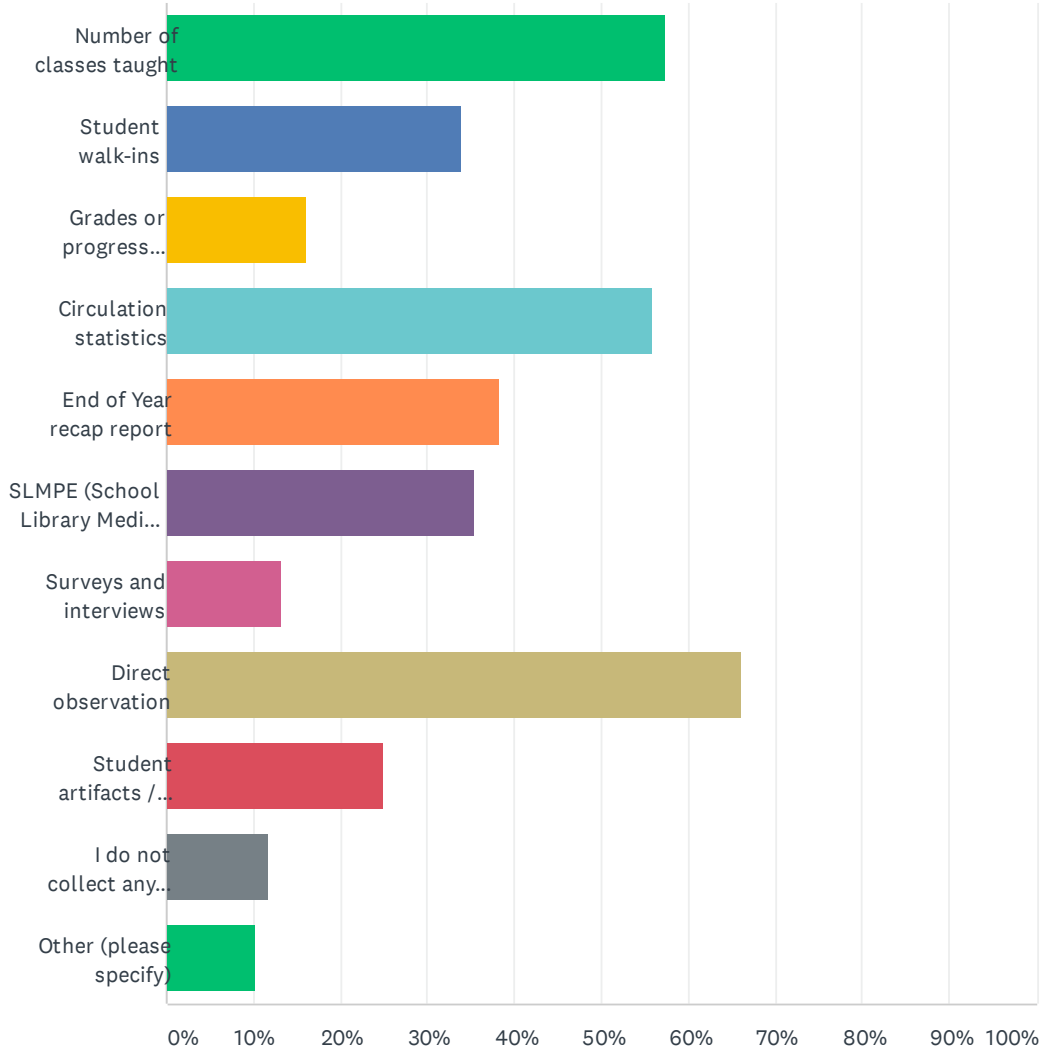
ANSWER CHOICES	RESPONSES	
ABC-CLIO products	42.11%	24
Cengage Gale products	24.56%	14
CQ Press - CQ Researcher	15.79%	9
EBSCO products	24.56%	14
Encyclopaedia Britannica	28.07%	16
Facts on File / Infobase Learning products	22.81%	13
Fact Cite products	21.05%	12
Newsbank - Kids Page	17.54%	10
NoodleTools	33.33%	19
ProQuest products	45.61%	26
Rosen Interactive e-Book Collections	26.32%	15
TeachingBooks	35.09%	20
World Book - Online Reference Center	35.09%	20
Total Respondents: 57		

### Q11 Are there other services that you would like to see SLS provide for our member libraries?

Answered: 21 Skipped: 48

### Q12 What evidence do you collect to demonstrate to your administration the versatility of the school library program? (Select all that apply)

Answered: 68 Skipped: 1



ANSWER CHOICES	RESPONSES
Number of classes taught	57.35% 39
Student walk-ins	33.82% 23
Grades or progress reports	16.18% 11
Circulation statistics	55.88% 38
End of Year recap report	38.24% 26
SLMPE (School Library Media Program Evaluation)	35.29% 24
Surveys and interviews	13.24% 9
Direct observation	66.18% 45
Student artifacts / portfolios	25.00% 17
I do not collect any evidence	11.76% 8
Other (please specify)	10.29% 7
Total Respondents: 68	

Q13 Name one thing that you have done recently during the 2020-2021 school year that you are most proud of professionally (2019-2020 can be seen here)

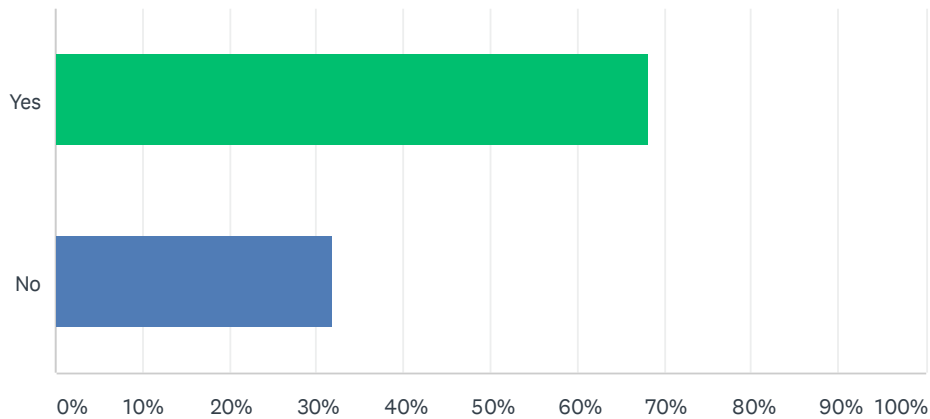
Answered: 69 Skipped: 0

Q14 What one thing would you like to continue from this COVID year into the next school year?

Answered: 56 Skipped: 13

Q15 Do you inform your administration of your extra support over the course of the year or in your end of year recap?

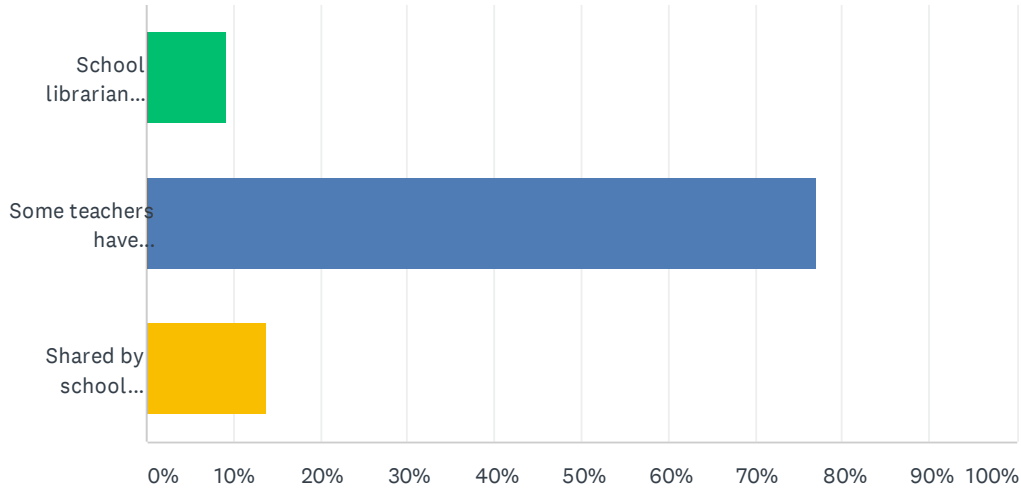
Answered: 63 Skipped: 6



ANSWER CHOICES	RESPONSES
Yes	68.25% 43
No	31.75% 20
TOTAL	63

Q16 Please rate the collaboration you have with your classroom teacher on doing Next Generation Learning Standards (ELA, Social Studies, etc.) activities?

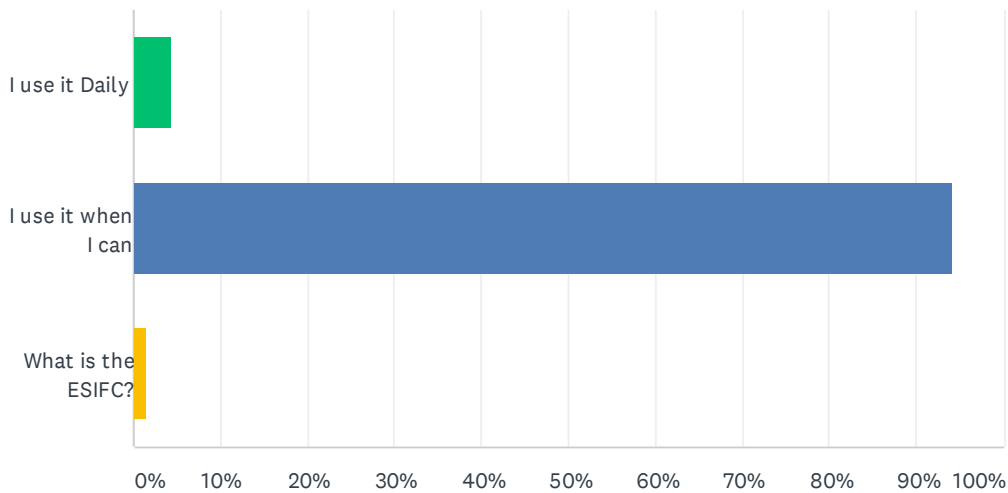
Answered: 65 Skipped: 4



ANSWER CHOICES	RESPONSES	
School librarian directed on all activities	9.23%	6
Some teachers have collaborated, some have not	76.92%	50
Shared by school librarian and all classroom teachers	13.85%	9
<b>TOTAL</b>		<b>65</b>

### Q17 How often do you use the Empire State Information Fluency Continuum (ESIFC) with your students?

Answered: 69 Skipped: 0



ANSWER CHOICES	RESPONSES	
I use it Daily	4.35%	3
I use it when I can	94.20%	65
What is the ESIFC?	1.45%	1
<b>TOTAL</b>		<b>69</b>

## Q18 Do you have any other comments, questions, or concerns?

Answered: 27 Skipped: 42

## Q19 Librarian/District/School Data

Answered: 62 Skipped: 7

ANSWER CHOICES	RESPONSES	
Librarian Name	100.00%	62
School Building Name	96.77%	60
District Name	100.00%	62