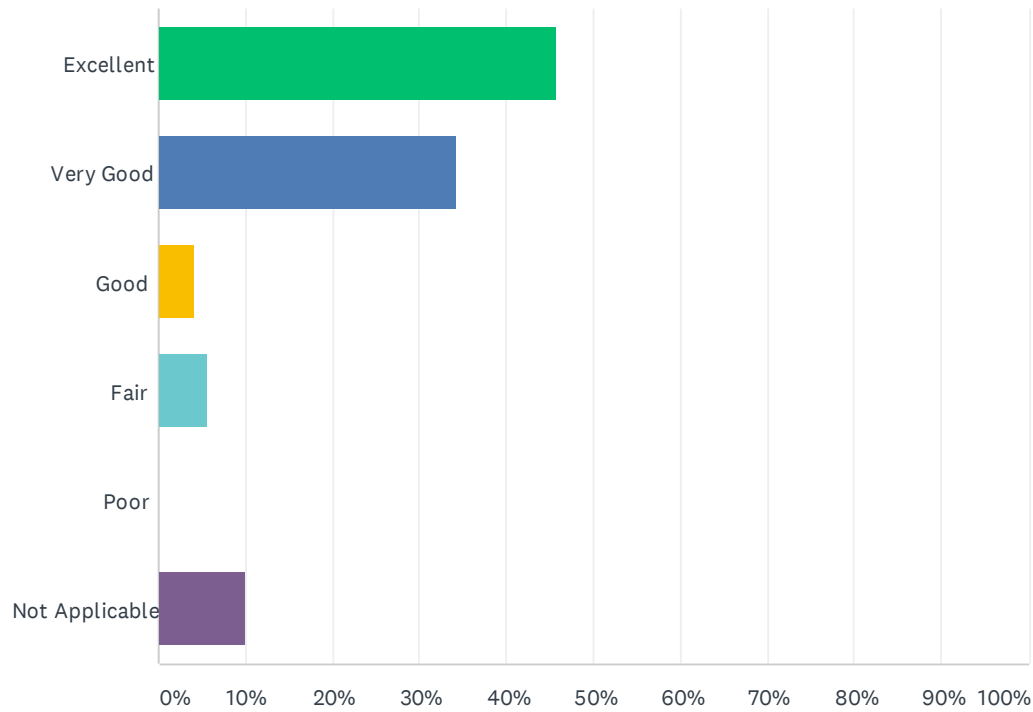


Q1 SLS sponsored Liaison Meetings, overall, I would rate the helpfulness as:

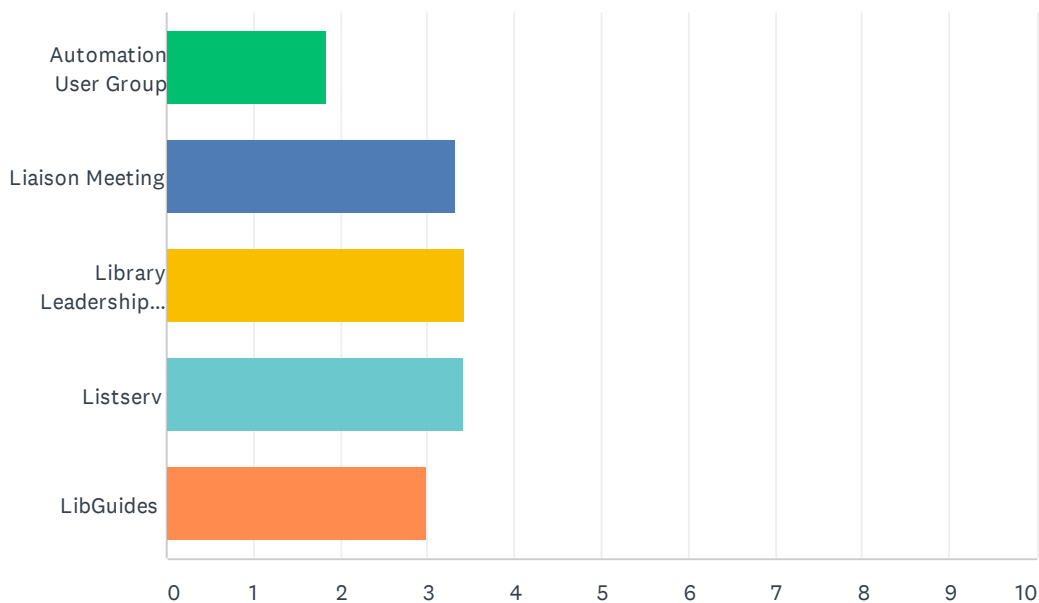
Answered: 70 Skipped: 0



ANSWER CHOICES	RESPONSES	
Excellent	45.71%	32
Very Good	34.29%	24
Good	4.29%	3
Fair	5.71%	4
Poor	0.00%	0
Not Applicable	10.00%	7
TOTAL		70

Q2 Please rank the importance/value of the following email communication sent from SLS - to rank each one {1-5} you may drag each to desired level or use the pull-downs:

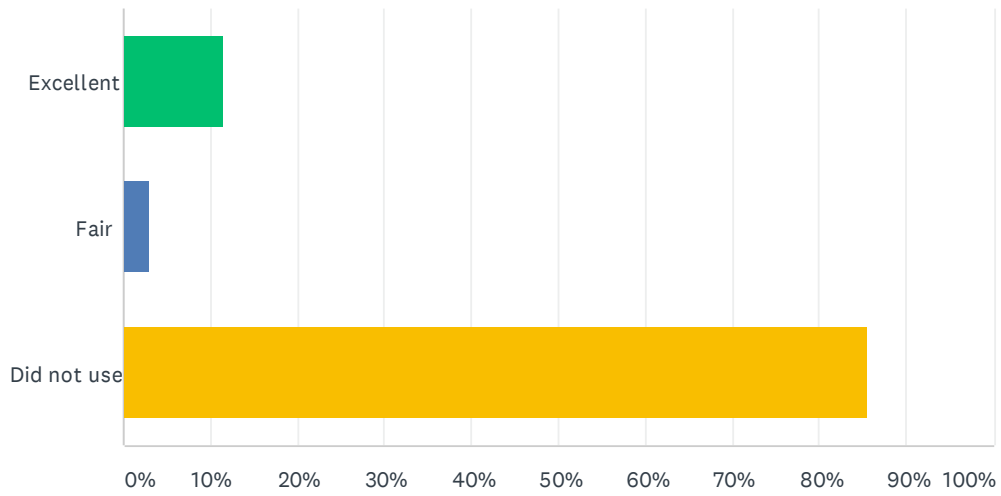
Answered: 70 Skipped: 0



	1	2	3	4	5	TOTAL	SCORE
Automation User Group	7.14% 5	2.86% 2	8.57% 6	30.00% 21	51.43% 36	70	1.84
Liaison Meeting	21.43% 15	30.00% 21	20.00% 14	17.14% 12	11.43% 8	70	3.33
Library Leadership Academy	28.57% 20	21.43% 15	24.29% 17	17.14% 12	8.57% 6	70	3.44
Listserv	30.00% 21	17.14% 12	22.86% 16	22.86% 16	7.14% 5	70	3.40
LibGuides	12.86% 9	28.57% 20	24.29% 17	12.86% 9	21.43% 15	70	2.99

Q3 Please give us feedback on the MakerBot Loaner Program we continued this year. Was it useful to you in your program?

Answered: 69 Skipped: 1



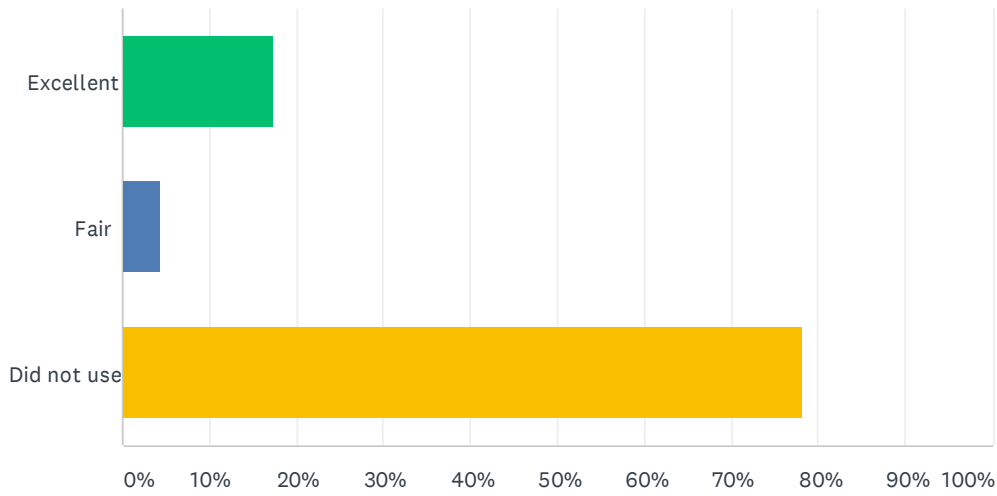
ANSWER CHOICES	RESPONSES	
Excellent	11.59%	8
Fair	2.90%	2
Did not use	85.51%	59
TOTAL		69

Q4 Comments about the MakerBot Loaner Program:

Answered: 23 Skipped: 47

Q5 Please give us feedback on the Cubelets Loaner Program we started this year. Was it useful to you in your program?

Answered: 69 Skipped: 1



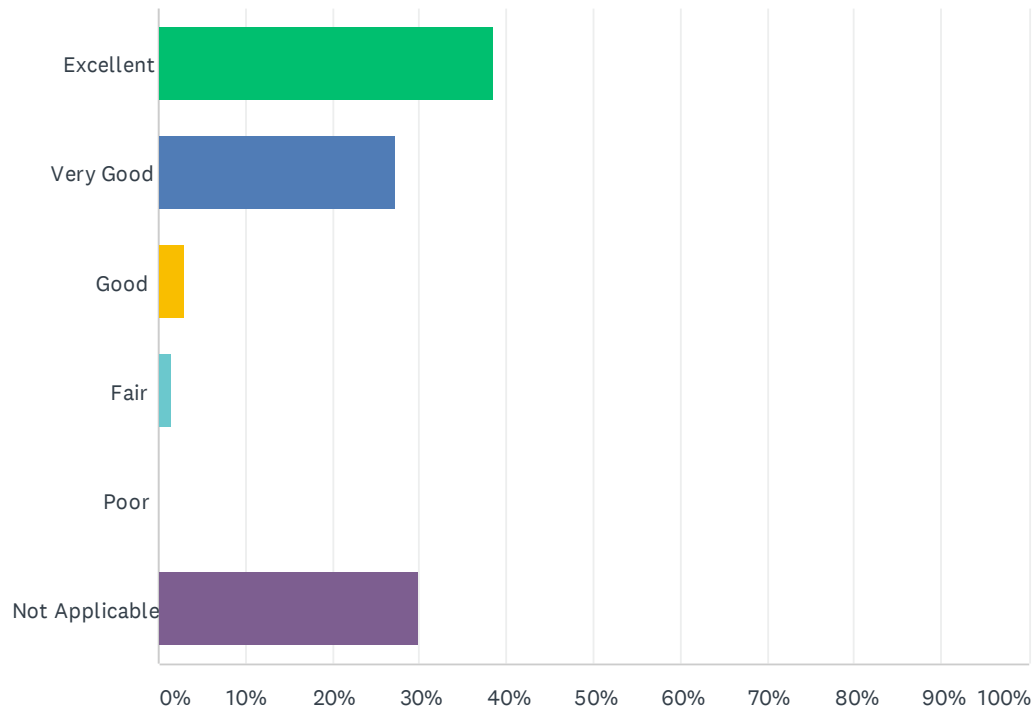
ANSWER CHOICES	RESPONSES	
Excellent	17.39%	12
Fair	4.35%	3
Did not use	78.26%	54
TOTAL		69

Q6 Comments about the Cubelets Loaner Program:

Answered: 21 Skipped: 49

Q7 SLS sponsored Library Leadership Academy in person workshops found here, overall, I would rate the helpfulness as:

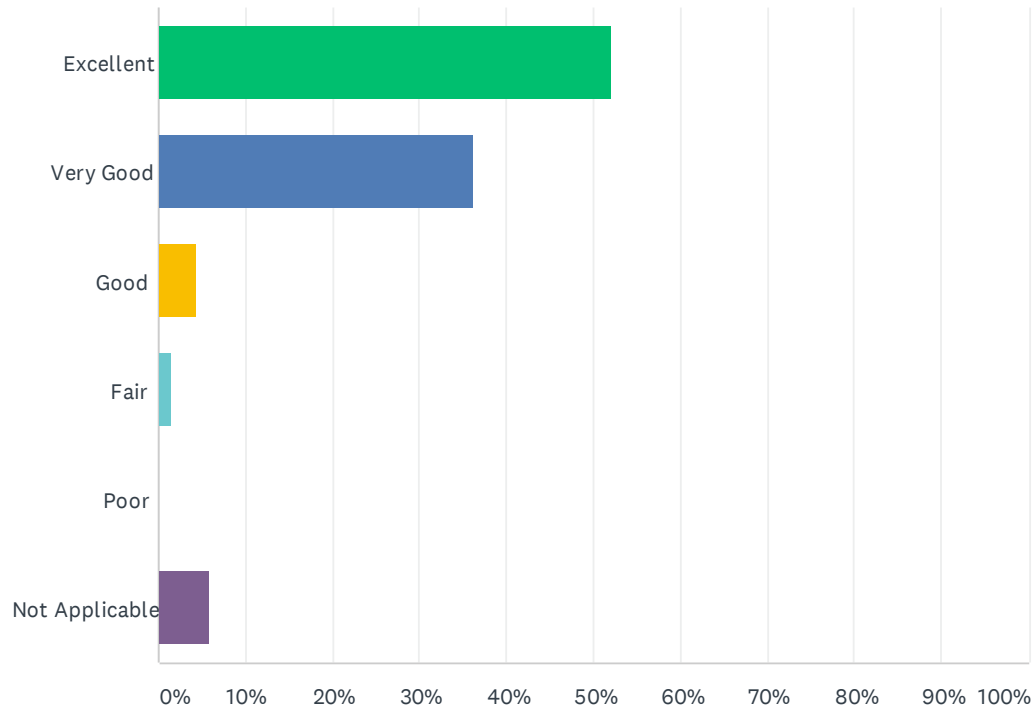
Answered: 70 Skipped: 0



ANSWER CHOICES	RESPONSES	
Excellent	38.57%	27
Very Good	27.14%	19
Good	2.86%	2
Fair	1.43%	1
Poor	0.00%	0
Not Applicable	30.00%	21
TOTAL		70

Q8 SLS sponsored Library Leadership Academy Zoom workshops during COVID-19 which can be found here, overall, I would rate the helpfulness as:

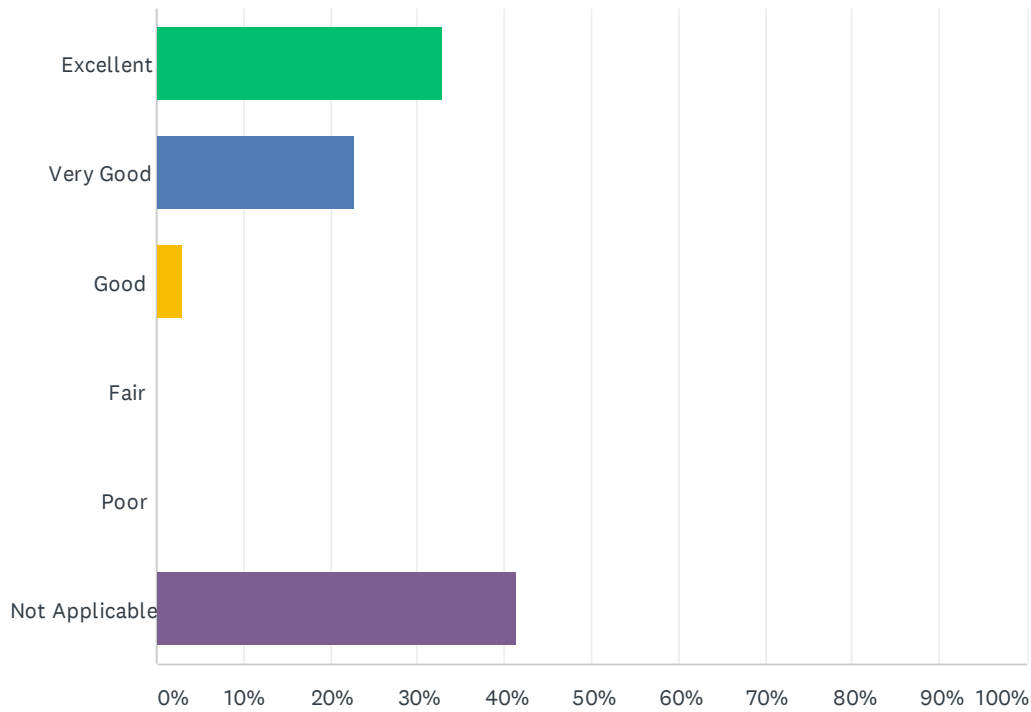
Answered: 69 Skipped: 1



ANSWER CHOICES	RESPONSES	
Excellent	52.17%	36
Very Good	36.23%	25
Good	4.35%	3
Fair	1.45%	1
Poor	0.00%	0
Not Applicable	5.80%	4
TOTAL		69

Q9 Overall, I would rate the helpfulness of the Long Island School Library Systems Regional Institute (November 5, 2019) as:

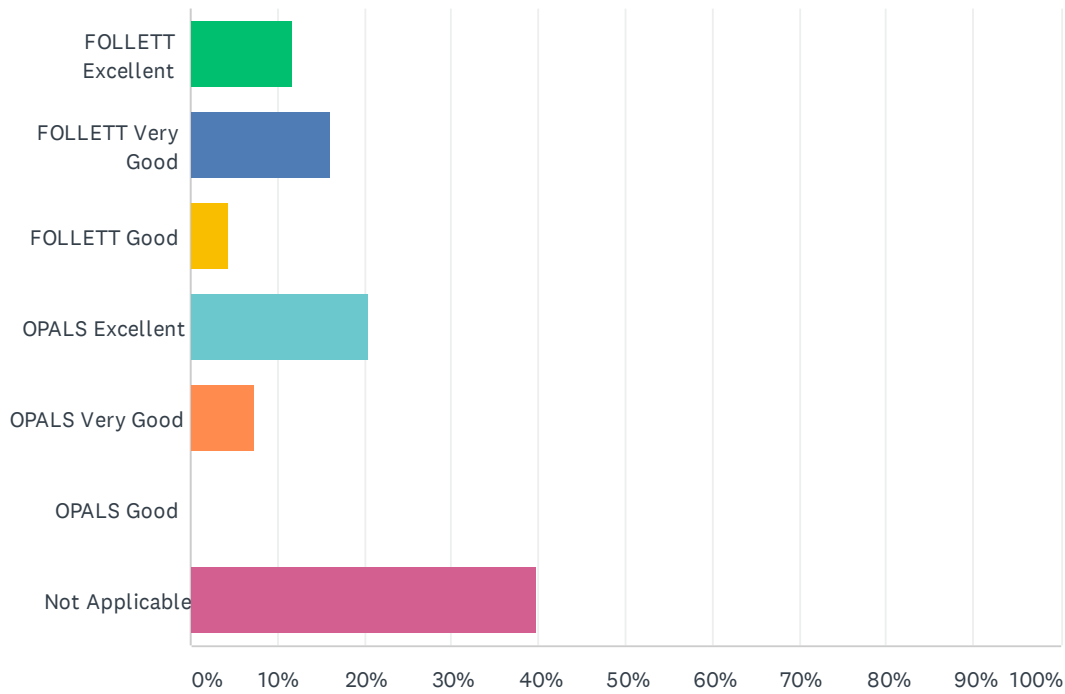
Answered: 70 Skipped: 0



ANSWER CHOICES	RESPONSES	
Excellent	32.86%	23
Very Good	22.86%	16
Good	2.86%	2
Fair	0.00%	0
Poor	0.00%	0
Not Applicable	41.43%	29
TOTAL		70

Q10 SLS sponsored Library Automation User Groups, overall, I would rate the helpfulness as:

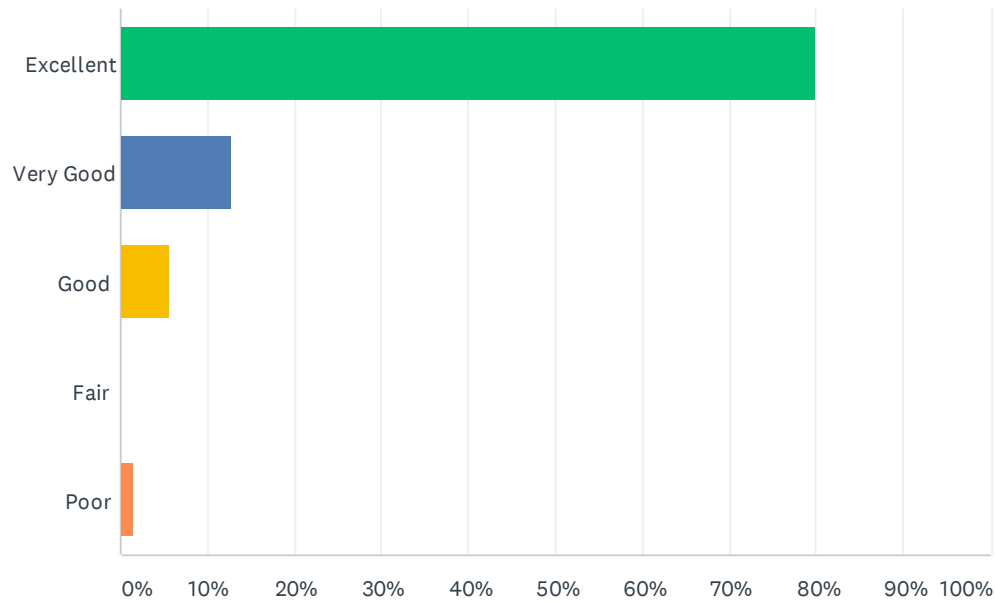
Answered: 68 Skipped: 2



ANSWER CHOICES	RESPONSES	
FOLLETT Excellent	11.76%	8
FOLLETT Very Good	16.18%	11
FOLLETT Good	4.41%	3
OPALS Excellent	20.59%	14
OPALS Very Good	7.35%	5
OPALS Good	0.00%	0
Not Applicable	39.71%	27
TOTAL		68

Q11 In general, what is your level of satisfaction with the office staff at School Library System?

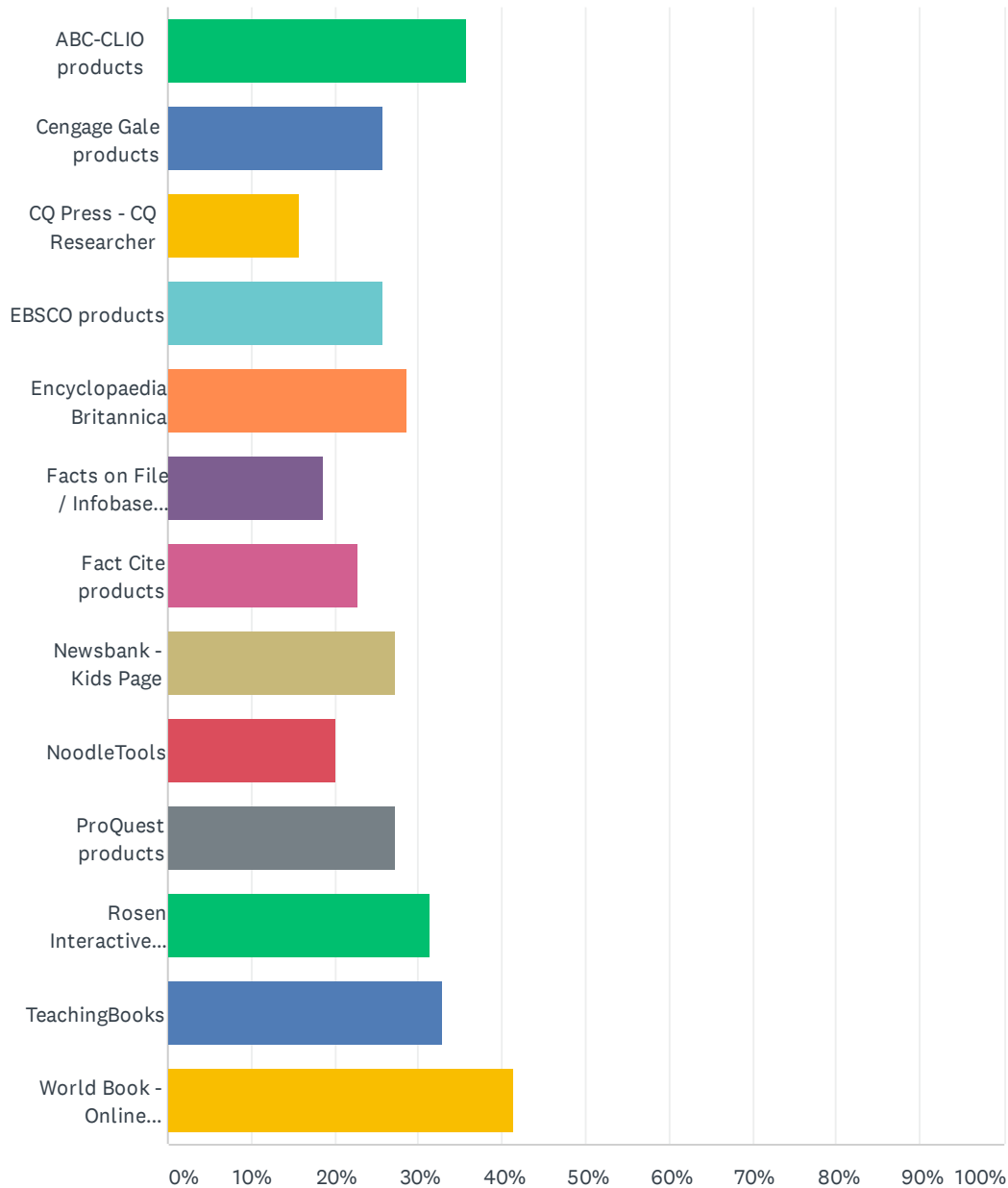
Answered: 70 Skipped: 0



ANSWER CHOICES	RESPONSES	
Excellent	80.00%	56
Very Good	12.86%	9
Good	5.71%	4
Fair	0.00%	0
Poor	1.43%	1
TOTAL		70

Q12 Where would you like SLS to focus on this coming school year with Virtual Reference Collection training sessions? Please check all that apply.

Answered: 70 Skipped: 0



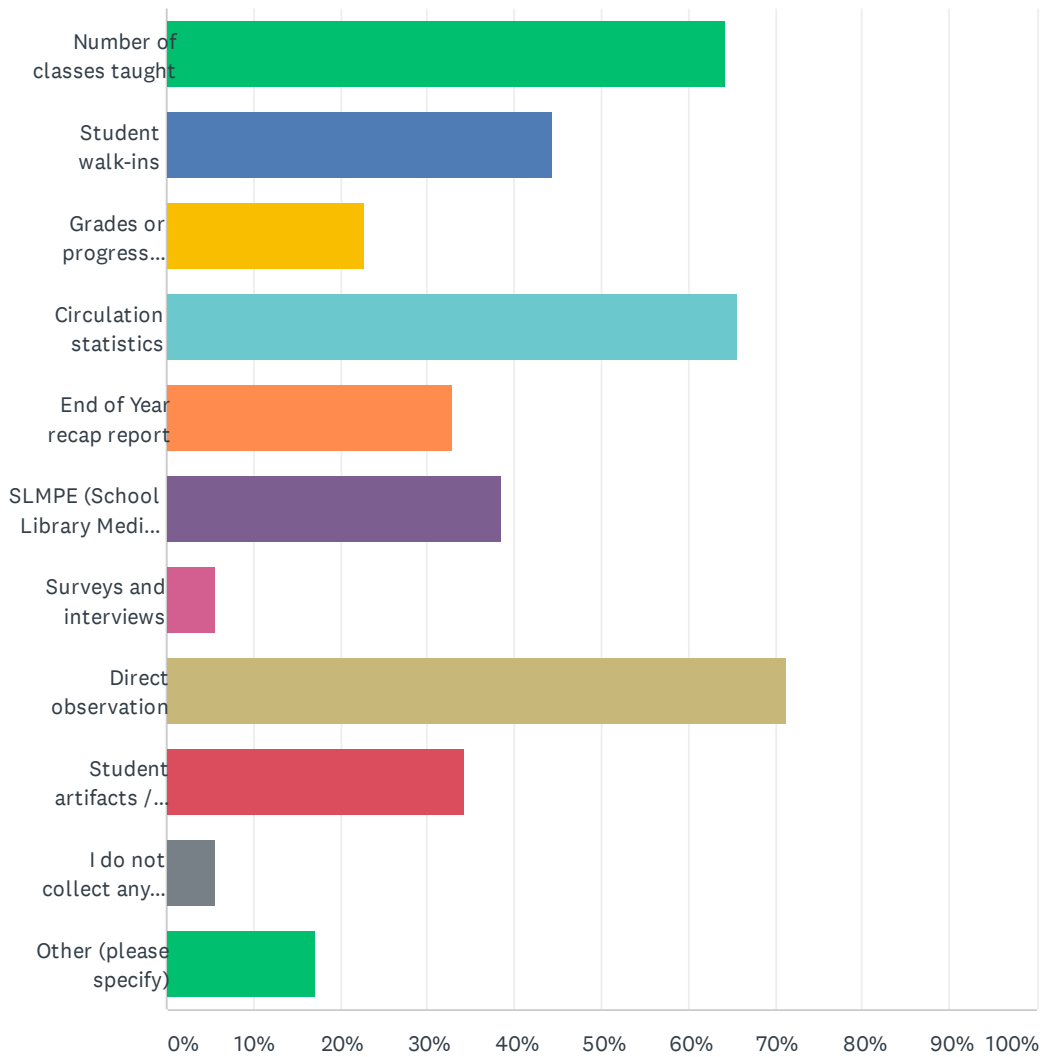
ANSWER CHOICES	RESPONSES	
ABC-CLIO products	35.71%	25
Cengage Gale products	25.71%	18
CQ Press - CQ Researcher	15.71%	11
EBSCO products	25.71%	18
Encyclopaedia Britannica	28.57%	20
Facts on File / Infobase Learning products	18.57%	13
Fact Cite products	22.86%	16
Newsbank - Kids Page	27.14%	19
NoodleTools	20.00%	14
ProQuest products	27.14%	19
Rosen Interactive e-Book Collections	31.43%	22
TeachingBooks	32.86%	23
World Book - Online Reference Center	41.43%	29
Total Respondents: 70		

Q13 Are there other services that you would like to see SLS provide for our member libraries?

Answered: 24 Skipped: 46

Q14 What evidence do you collect to demonstrate the usefulness of the school library to the administration? (Select all that apply)

Answered: 70 Skipped: 0



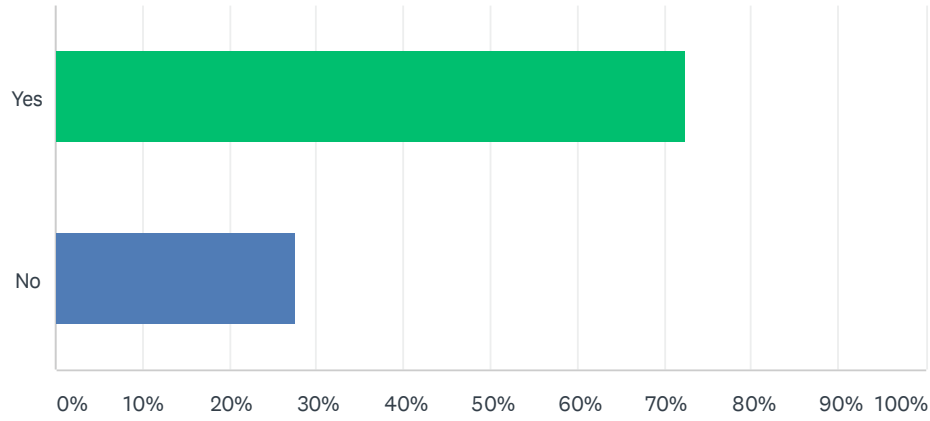
ANSWER CHOICES	RESPONSES	
Number of classes taught	64.29%	45
Student walk-ins	44.29%	31
Grades or progress reports	22.86%	16
Circulation statistics	65.71%	46
End of Year recap report	32.86%	23
SLMPE (School Library Media Program Evaluation)	38.57%	27
Surveys and interviews	5.71%	4
Direct observation	71.43%	50
Student artifacts / portfolios	34.29%	24
I do not collect any evidence	5.71%	4
Other (please specify)	17.14%	12
Total Respondents: 70		

Q15 Name one thing that you have done recently during the 2019-2020 school year that you are most proud of professionally (2018-2019 can be seen here)

Answered: 70 Skipped: 0

Q16 Do you inform your administration of your extra support over the course of the year or in your end of year recap?

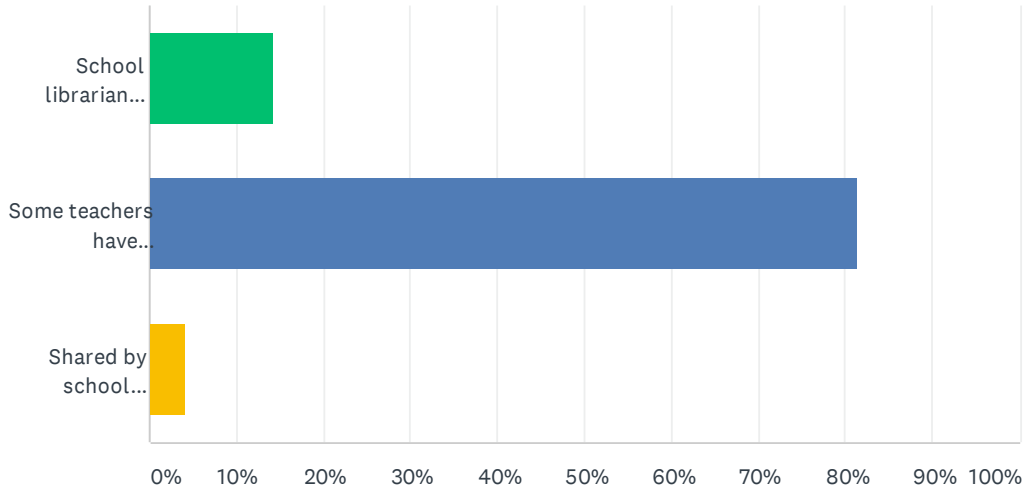
Answered: 69 Skipped: 1



ANSWER CHOICES	RESPONSES	
Yes	72.46%	50
No	27.54%	19
TOTAL		69

Q17 Please rate the collaboration you have with your classroom teacher on doing Next Generation Learning Standards (ELA, Social Studies, etc.) activities while the class is in the school library?

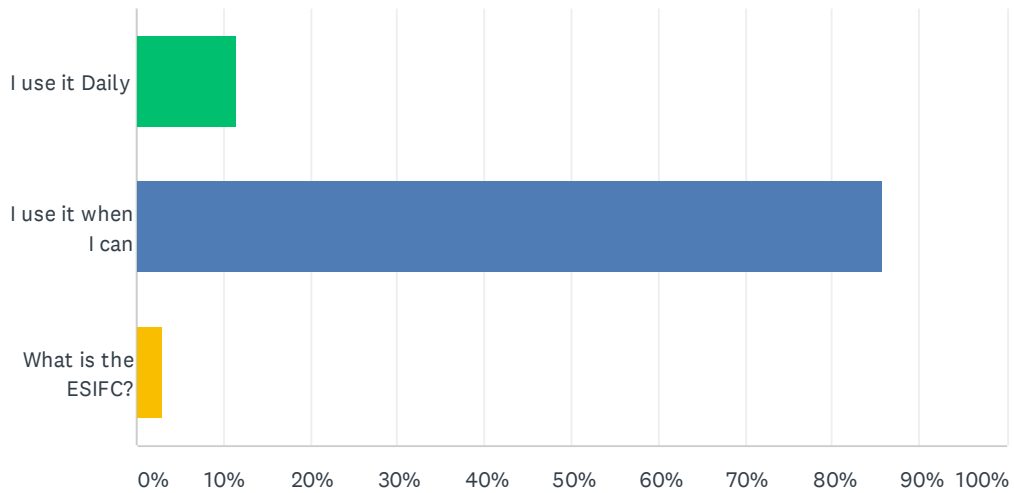
Answered: 70 Skipped: 0



ANSWER CHOICES	RESPONSES	
School librarian directed on all activities	14.29%	10
Some teachers have collaborated, some have not	81.43%	57
Shared by school librarian and all classroom teachers	4.29%	3
TOTAL		70

Q18 How often do you use the Empire State Information Fluency Continuum (ESIFC) with your students?

Answered: 70 Skipped: 0



ANSWER CHOICES	RESPONSES	
I use it Daily	11.43%	8
I use it when I can	85.71%	60
What is the ESIFC?	2.86%	2
TOTAL		70

Q19 Librarian/District/School Data

Answered: 65 Skipped: 5

ANSWER CHOICES	RESPONSES	
Librarian Name	100.00%	65
School Building Name	96.92%	63
District Name	98.46%	64

Q20 Do you have any other comments, questions, or concerns?

Answered: 29 Skipped: 41