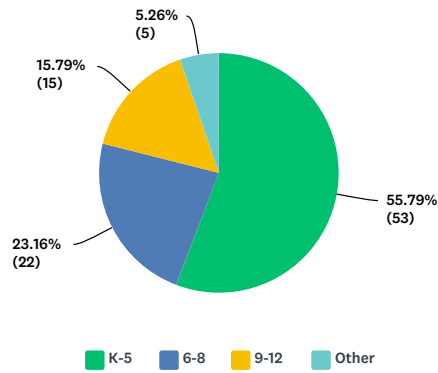


Q4 Best grade level range:

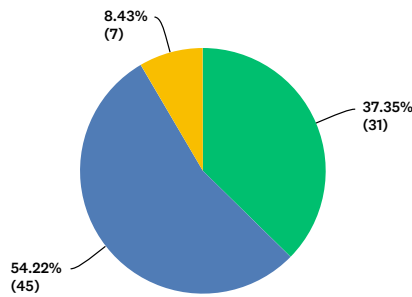
Answered: 95 Skipped: 0



ANSWER CHOICES	RESPONSES	
K-5	55.79%	53
6-8	23.16%	22
9-12	15.79%	15
Other	5.26%	5
TOTAL		95

Q5 Instructional Design - Students acquire, evaluate, and use information effectively through instructional strategies designed to meet learner needs

Answered: 83 Skipped: 12

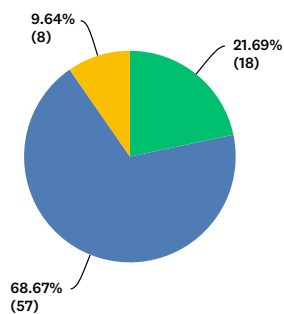


■ Distinguished
 ■ Proficient
 ■ Basic
 ■ Below Basic

	DISTINGUISHED	PROFICIENT	BASIC	BELOW BASIC	TOTAL	WEIGHTED AVERAGE
Level	37.35%	54.22%	8.43%	0.00%	83	3.29
	31	45	7	0		

Q6 Collaborative Planning - Students are encouraged to become lifelong learners through the collaboration and coordination of the library media program with classrooms and the community

Answered: 83 Skipped: 12

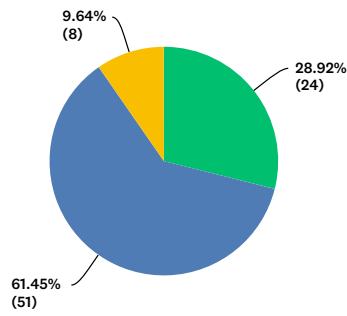


■ Distinguished
 ■ Proficient
 ■ Basic
 ■ Below Basic

	DISTINGUISHED	PROFICIENT	BASIC	BELOW BASIC	TOTAL	WEIGHTED AVERAGE
(no label)	21.69%	68.67%	9.64%	0.00%	83	3.12
	18	57	8	0		

Q7 Information Literacy - Students practice critical thinking, know when information is needed, locate, evaluate, and use information effectively, and ask questions about its validity

Answered: 83 Skipped: 12

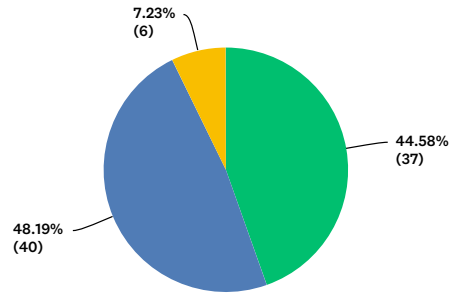


■ Distinguished
 ■ Proficient
 ■ Basic
 ■ Below Basic

	DISTINGUISHED	PROFICIENT	BASIC	BELOW BASIC	TOTAL	WEIGHTED AVERAGE
(no label)	28.92%	61.45%	9.64%	0.00%	83	3.19
	24	51	8	0		

Q8 Reading - Students have high levels of reading literacy and become independent, life-long reader

Answered: 83 Skipped: 12

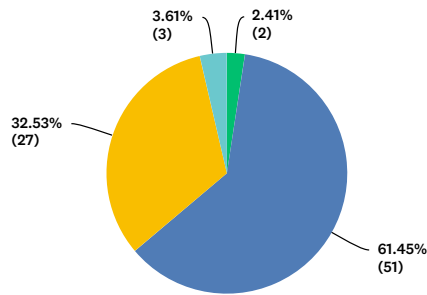


■ Distinguished
 ■ Proficient
 ■ Basic
 ■ Below Basic

	DISTINGUISHED	PROFICIENT	BASIC	BELOW BASIC	TOTAL	WEIGHTED AVERAGE
(no label)	44.58%	48.19%	7.23%	0.00%	83	3.37
	37	40	6	0		

Q9 Assessment for Learning - Student learning is assessed in the library media program in collaboration with classroom teachers, utilizing data analysis and Standards

Answered: 83 Skipped: 12

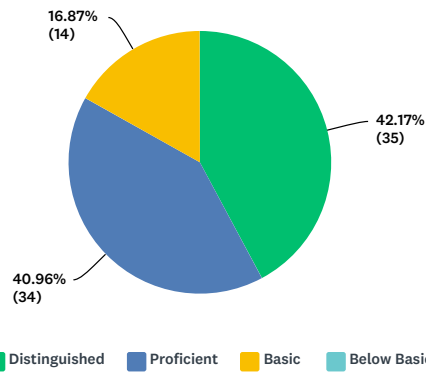


■ Distinguished
 ■ Proficient
 ■ Basic
 ■ Below Basic

	DISTINGUISHED	PROFICIENT	BASIC	BELOW BASIC	TOTAL	WEIGHTED AVERAGE
(no label)	2.41%	61.45%	32.53%	3.61%	83	2.63
	2	51	27	3		

Q10 Teaching for Diverse Learning Needs - All students have access to the curriculum, and the library media program ensures that every student makes progress regardless of learning style or needs

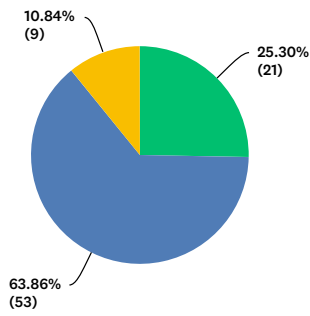
Answered: 83 Skipped: 12



	DISTINGUISHED	PROFICIENT	BASIC	BELOW BASIC	TOTAL	WEIGHTED AVERAGE
(no label)	42.17%	40.96%	16.87%	0.00%	83	3.25
	35	34	14	0		

Q11 Inquiry Learning - Independent learners ask questions, evaluate information to improve understanding, and develop social responsibility and strategies for self assessment

Answered: 83 Skipped: 12

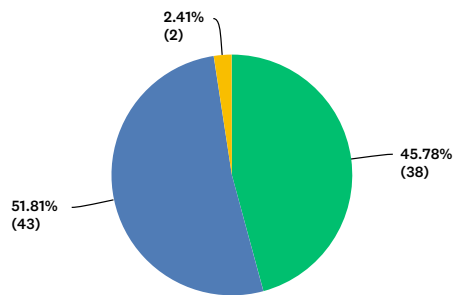


■ Distinguished
 ■ Proficient
 ■ Basic
 ■ Below Basic

	DISTINGUISHED	PROFICIENT	BASIC	BELOW BASIC	TOTAL	WEIGHTED AVERAGE
(no label)	25.30%	63.86%	10.84%	0.00%	83	3.14
	21	53	9	0		

Q12 Intellectual Freedom - Students achieve intellectual and social development as responsible, contributing members of society

Answered: 83 Skipped: 12

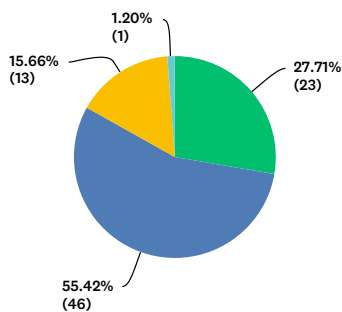


■ Distinguished
 ■ Proficient
 ■ Basic
 ■ Below Basic

	DISTINGUISHED	PROFICIENT	BASIC	BELOW BASIC	TOTAL	WEIGHTED AVERAGE
(no label)	45.78%	51.81%	2.41%	0.00%	83	3.43
	38	43	2	0		

Q13 Social Learning - Students develop skill in sharing knowledge and learning with others both in face-to-face situations and through technology

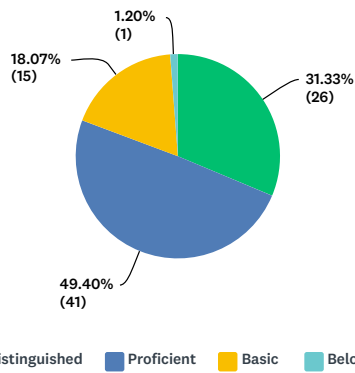
Answered: 83 Skipped: 12



	DISTINGUISHED	PROFICIENT	BASIC	BELOW BASIC	TOTAL	WEIGHTED AVERAGE
(no label)	27.71%	55.42%	15.66%	1.20%	83	3.10
	23	46	13	1		

Q14 Social Responsibility - Students seek multiple perspectives and use information and ideas expressed in any format in a safe, responsible, and ethical manner

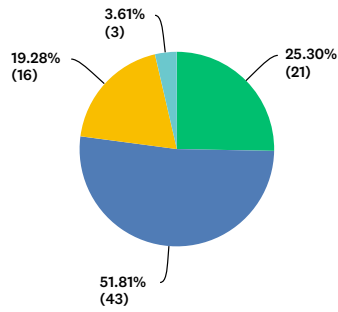
Answered: 83 Skipped: 12



	DISTINGUISHED	PROFICIENT	BASIC	BELOW BASIC	TOTAL	WEIGHTED AVERAGE
(no label)	31.33%	49.40%	18.07%	1.20%	83	3.11
	26	41	15	1		

Q15 Staffing - Student learning is increased through access to certified library media specialists and well qualified support staff

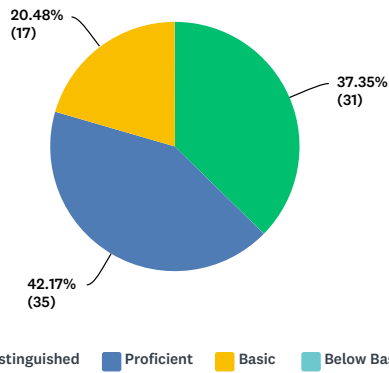
Answered: 83 Skipped: 12



	DISTINGUISHED	PROFICIENT	BASIC	BELOW BASIC	TOTAL	WEIGHTED AVERAGE
(no label)	25.30%	51.81%	19.28%	3.61%	83	2.99
	21	43	16	3		

Q16 Professional Development - Student achievement is increased through professional development and improvements in knowledge and skill

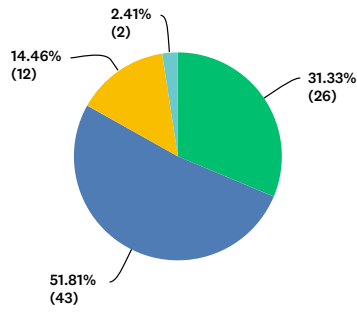
Answered: 83 Skipped: 12



	DISTINGUISHED	PROFICIENT	BASIC	BELOW BASIC	TOTAL	WEIGHTED AVERAGE
(no label)	37.35%	42.17%	20.48%	0.00%	83	3.17
	31	35	17	0		

Q17 Resources and Materials - Student needs for learning resources are met through well developed collections of materials in a variety of formats

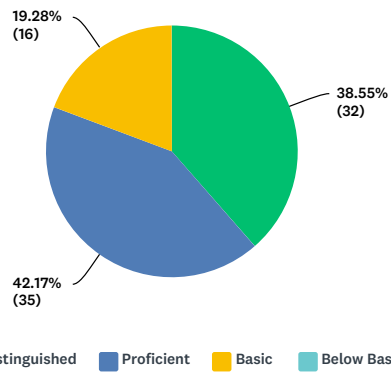
Answered: 83 Skipped: 12



	DISTINGUISHED	PROFICIENT	BASIC	BELOW BASIC	TOTAL	WEIGHTED AVERAGE
(no label)	31.33%	51.81%	14.46%	2.41%	83	3.12
	26	43	12	2		

Q18 Resource Sharing - Cooperative relations improve library media program services and provide better access for students to information, knowledge and learning

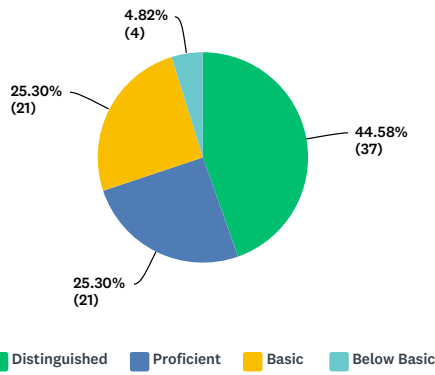
Answered: 83 Skipped: 12



	DISTINGUISHED	PROFICIENT	BASIC	BELOW BASIC	TOTAL	WEIGHTED AVERAGE
(no label)	38.55%	42.17%	19.28%	0.00%	83	3.19
	32	35	16	0		

Q19 Equitable Access - Students have flexible and equitable access to resources that support their academic and personal learning and meet diverse learning needs

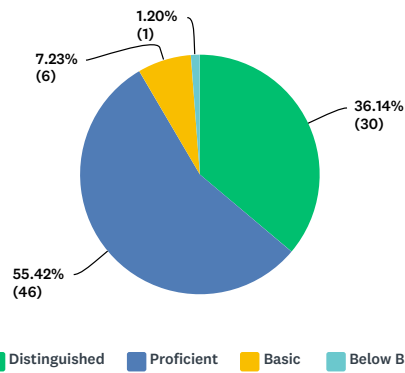
Answered: 83 Skipped: 12



	DISTINGUISHED	PROFICIENT	BASIC	BELOW BASIC	TOTAL	WEIGHTED AVERAGE
(no label)	44.58%	25.30%	25.30%	4.82%	83	3.10
	37	21	21	4		

Q20 Educational Technology - Technologies to impact student achievement are integrated into teaching and learning through the library media program

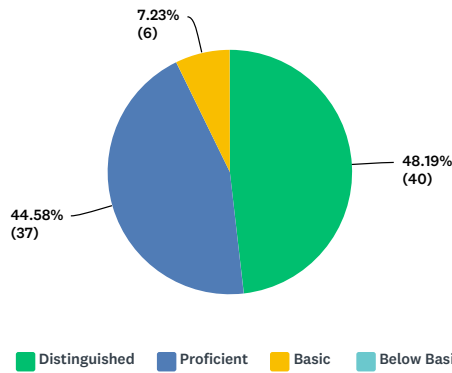
Answered: 83 Skipped: 12



	DISTINGUISHED	PROFICIENT	BASIC	BELOW BASIC	TOTAL	WEIGHTED AVERAGE
(no label)	36.14%	55.42%	7.23%	1.20%	83	3.27
	30	46	6	1		

Q21 Climate Conducive to Learning - Students seek opportunities to visit the library media center; library atmosphere invites all to explore, read and learn; provisions for diverse student needs are met

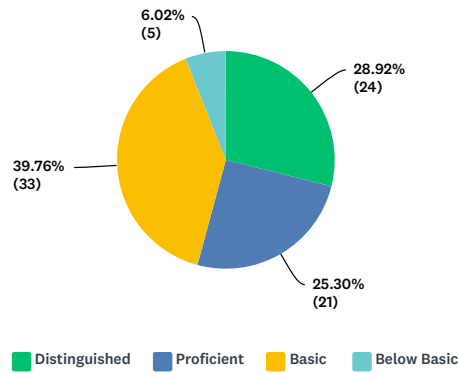
Answered: 83 Skipped: 12



	DISTINGUISHED	PROFICIENT	BASIC	BELOW BASIC	TOTAL	WEIGHTED AVERAGE
(no label)	48.19%	44.58%	7.23%	0.00%	83	3.41
	40	37	6	0		

Q22 Budget - Library media program has adequate, sustained funding to support student needs to attain the learning standards and achieve school mission, goals, and objective

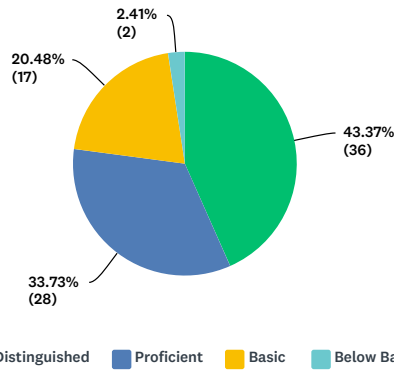
Answered: 83 Skipped: 12



	DISTINGUISHED	PROFICIENT	BASIC	BELOW BASIC	TOTAL	WEIGHTED AVERAGE
(no label)	28.92%	25.30%	39.76%	6.02%	83	2.77
	24	21	33	5		

Q23 Facility - Library media center facility is conducive to learning and flexible to meet every student's needs

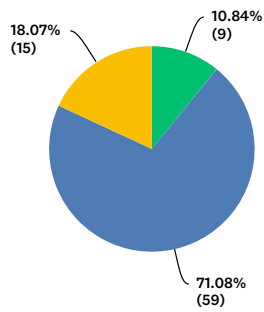
Answered: 83 Skipped: 12



	DISTINGUISHED	PROFICIENT	BASIC	BELOW BASIC	TOTAL	WEIGHTED AVERAGE
(no label)	43.37% 36	33.73% 28	20.48% 17	2.41% 2	83	3.18

Q24 Instructional Leadership - Decisions in the school community that affect student learning benefit from the expertise of the library media staff and program

Answered: 83 Skipped: 12

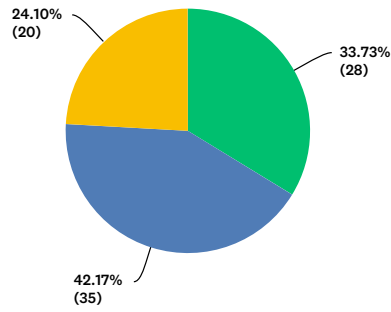


■ Distinguished
 ■ Proficient
 ■ Basic
 ■ Below Basic

	DISTINGUISHED	PROFICIENT	BASIC	BELOW BASIC	TOTAL	WEIGHTED AVERAGE
(no label)	10.84%	71.08%	18.07%	0.00%	83	2.93
	9	59	15	0		

Q25 Administrative Support - Student achievement is increased through administrative and community support of the library media program

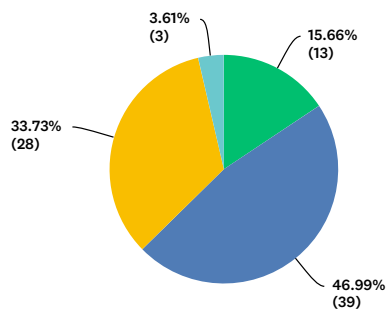
Answered: 83 Skipped: 12



	DISTINGUISHED	PROFICIENT	BASIC	BELOW BASIC	TOTAL	WEIGHTED AVERAGE
(no label)	33.73% 28	42.17% 35	24.10% 20	0.00% 0	83	3.10

Q26 Program Planning and Evaluation - Progress in student achievement in the library media program is monitored, assessed, and analyzed to inform decisions

Answered: 83 Skipped: 12

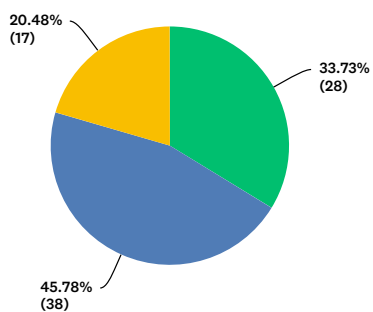


Distinguished Proficient Basic Below Basic

	DISTINGUISHED	PROFICIENT	BASIC	BELOW BASIC	TOTAL	WEIGHTED AVERAGE
(no label)	15.66%	46.99%	33.73%	3.61%	83	2.75
	13	39	28	3		

Q27 Communication - Impact of library media program policies and services on student achievement is communicated throughout the school community

Answered: 83 Skipped: 12

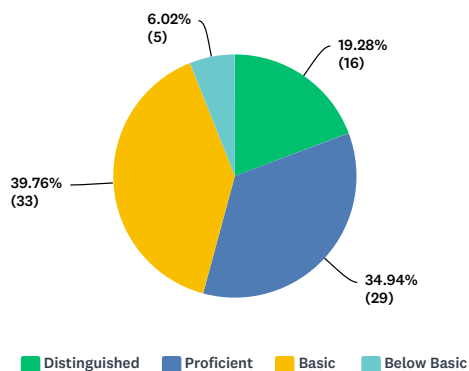


■ Distinguished
 ■ Proficient
 ■ Basic
 ■ Below Basic

	DISTINGUISHED	PROFICIENT	BASIC	BELOW BASIC	TOTAL	WEIGHTED AVERAGE
(no label)	33.73%	45.78%	20.48%	0.00%	83	3.13
	28	38	17	0		

Q28 Reporting- Effectiveness of library media program policies and resource use in meeting the needs of students is reported throughout the school community

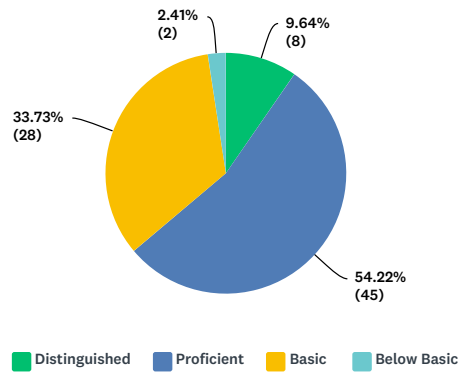
Answered: 83 Skipped: 12



	DISTINGUISHED	PROFICIENT	BASIC	BELOW BASIC	TOTAL	WEIGHTED AVERAGE
(no label)	19.28%	34.94%	39.76%	6.02%	83	2.67
	16	29	33	5		

Q29 Program Advocacy - A focus on student achievement guides an advocacy plan that builds support of decision makers who affect the quality of the library media program

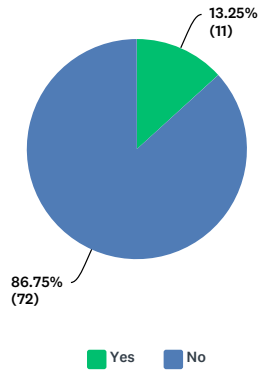
Answered: 83 Skipped: 12



	DISTINGUISHED	PROFICIENT	BASIC	BELOW BASIC	TOTAL	WEIGHTED AVERAGE
(no label)	9.64%	54.22%	33.73%	2.41%	83	2.71
	8	45	28	2		

Q30 Did you gather input from your stakeholders (students, faculty, or administrative team) in filling the SLMPE out?

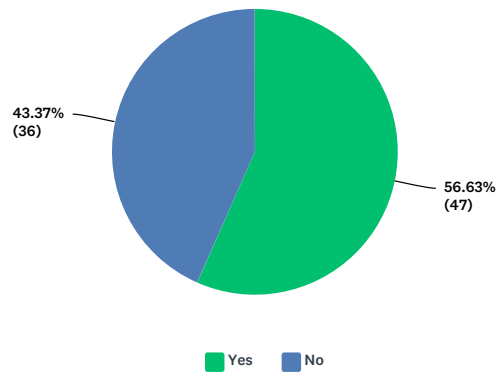
Answered: 83 Skipped: 12



ANSWER CHOICES	RESPONSES	
Yes	13.25%	11
No	86.75%	72
TOTAL		83

Q31 Did you review the SLMPE with your administrator?

Answered: 83 Skipped: 12



ANSWER CHOICES	RESPONSES	
Yes	56.63%	47
No	43.37%	36
TOTAL		83